

Harvard and Radcliffe Class of 1969

50th Reunion Survey Report



Survey Objectives

- **Who are we?**
- **What have we been doing?**
- **What do we think about the world?**
- **What do we care about most?**
- **How do we approach the future?**



A note on methodology

Sample

- Survey to entire class completed by 280, (H:208, R:72) up from 180 at 45th
- Findings are valid for 20% of living Harvard, 26% of Radcliffe
- NOT statistically representative of the entire class

Reporting

- Open ended questions not reported here
- Full survey to be on Reunion website
- Radcliffe & Harvard differences if substantial
- Comparisons to 45th only if same question
- Data include percents of each class, mean scores, raw numbers



Discoveries

Days at Harvard

- Easier for men than for women

Work and Career

- Many have transferred the skills of lifelong career to helping others

Family and Well being

- We are more settled and happier than at 45th
- We take seriously the need to exercise, are moderate and follow a Mediterranean diet



Basic Statistics on Demographics

Race

- 94% Caucasian
- 6% Hispanics African American, Other

Gender

- Radcliffe 26%
- Harvard 74%
- Now 10 fewer Harvard identify as male
- 2 fewer Radcliffe identify as female

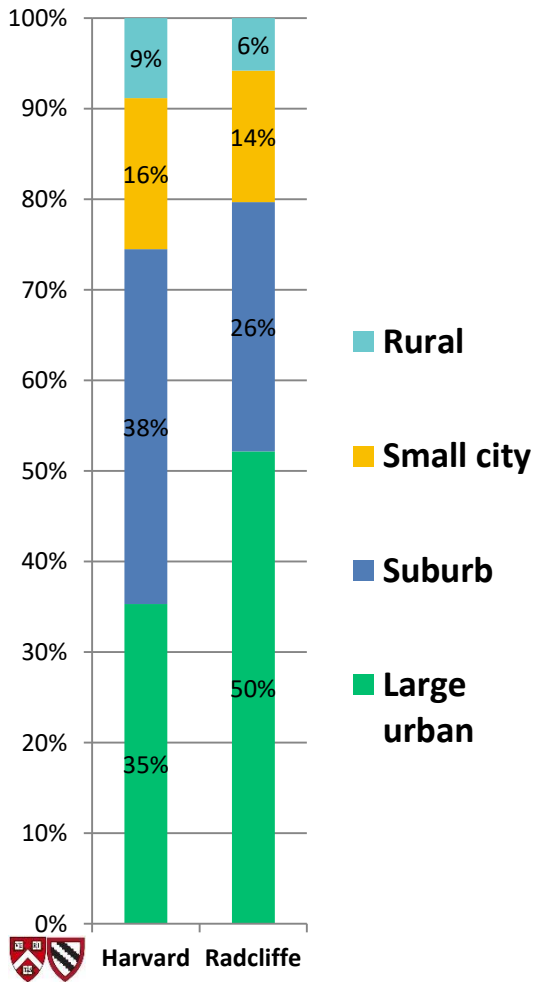
US Residence	
Area	Percent
New England	36%
Mid Atlantic	17%
Midwest	13%
West/west coast	15%
South	10%
South West	9%

- 7% live abroad
- 17 Harvard in 10 countries
- Two Radcliffe live in the UK



Largely urban dwellers, 25% of us plan to downsize or move closer to children

Current Type of Residential Area



Main reasons for the 25% to move

	H	R
Downsize	18%	19%
Closer to children/grandchildren	5%	9%
Better climate	6%	5%
To country from city	2%	5%
To city from country	1%	2%
Realize funds	1%	9%
Gift house to kids	1%	2%
Political reasons	1%	2%

Retirement Homes

- Started negotiations
 - H 3%
 - R 5%
- Will move in 5 years
 - H 5%
 - R 3%

Both groups worked hard but Harvard had more teacher contact

- Equal academic effort
- Radcliffe worked marginally more
- Good teacher contact - section men and being a man in a Harvard House

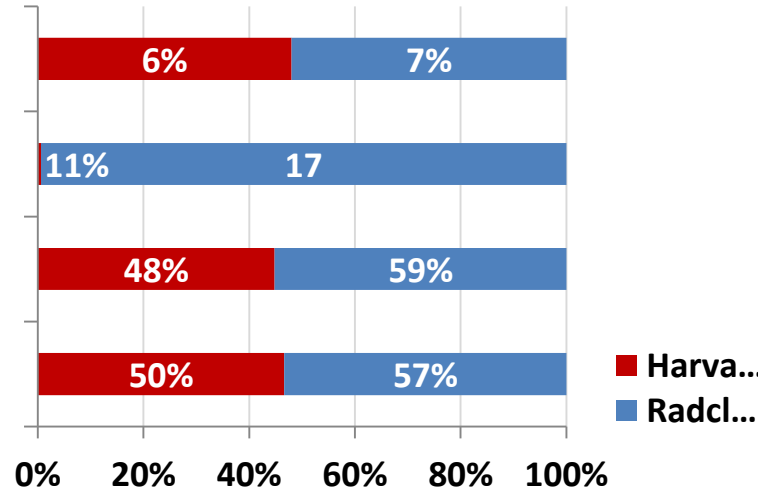
Academic Effort

Did what required to stay in

Little teacher interaction

Worked very hard

Challenging/could keep up



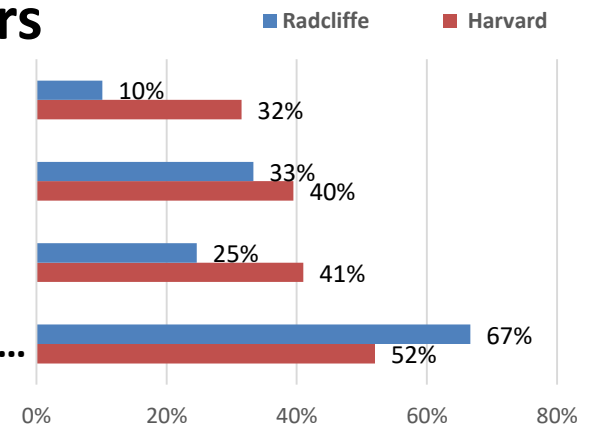
Interaction with Teachers

Knew my House Faculty

Plenty interaction with section men

Good support from teachers

Rarely spoke/ much less knew...



Radcliffe students felt discrimination and harassment

- No Harvard student felt **gender discrimination** 43% Radcliffe did - 39% from faculty
- 3% Harvard reported **sexual harassment** 34% of Radcliffe
- 8% Radcliffe, 4% Harvard experienced **ethnic/race discrimination**

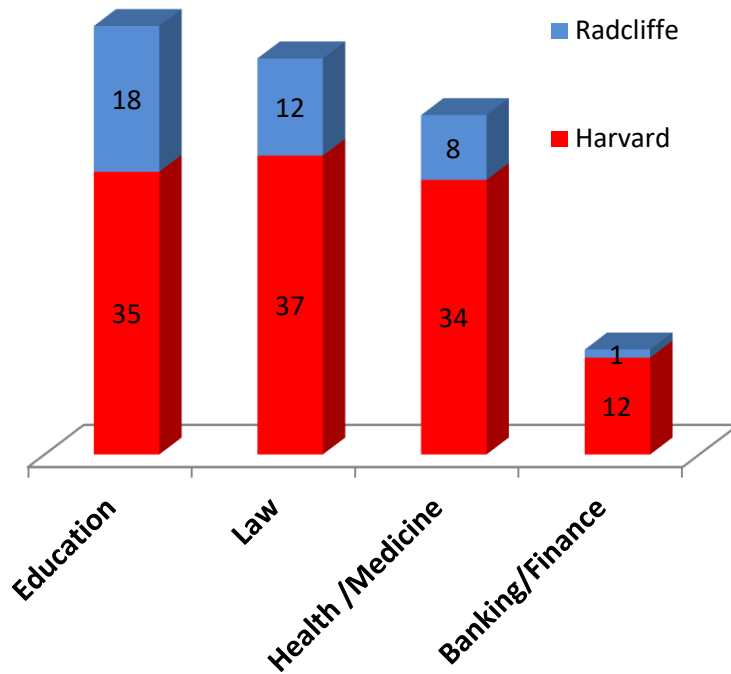
Experiences of Discrimination and Harassment from:

		Faculty	Grad	Classmate	Other	none
Gender Discrimination	H					
	R	39%	8%	6%	5%	43%
Sexual Harassment	H	2%	1%			97%
	R	11%	7%	7%	9%	66%
Verbal abuse	H	2%	1%	3%	3%	93%
	R	8%	5%	2%	2%	84%
Ethnic Group	H	1%		1%	2%	96%
	R	3%		2%	3%	92%
Sexual Orientation	H				1%	99%
	R					100%



Our career choices were concentrated

- 4 careers = 60% of the class (raw numbers below)

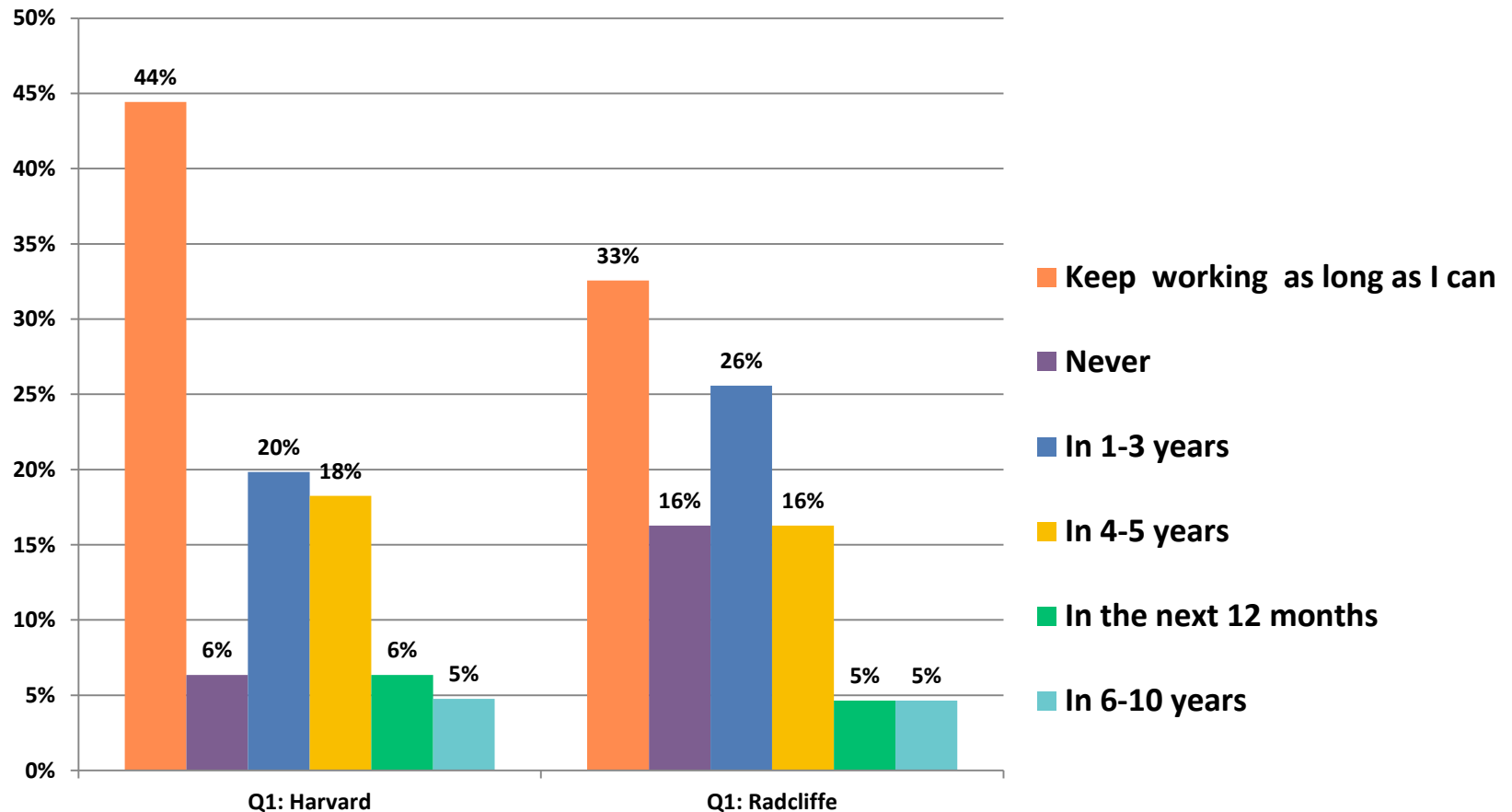


- **Other Harvard** careers in 17 occupations
- **Other Radcliffe** careers spanned 10 different occupations



Many will never stop working

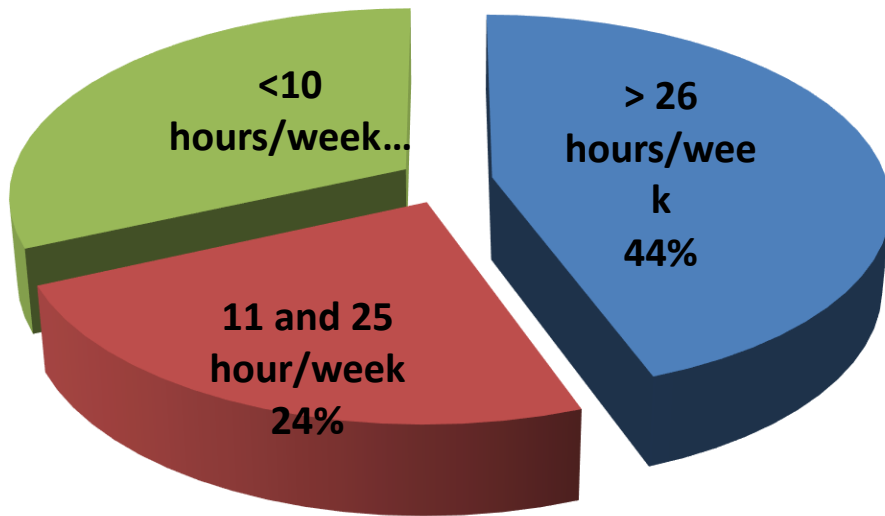
Plans for working /retirement



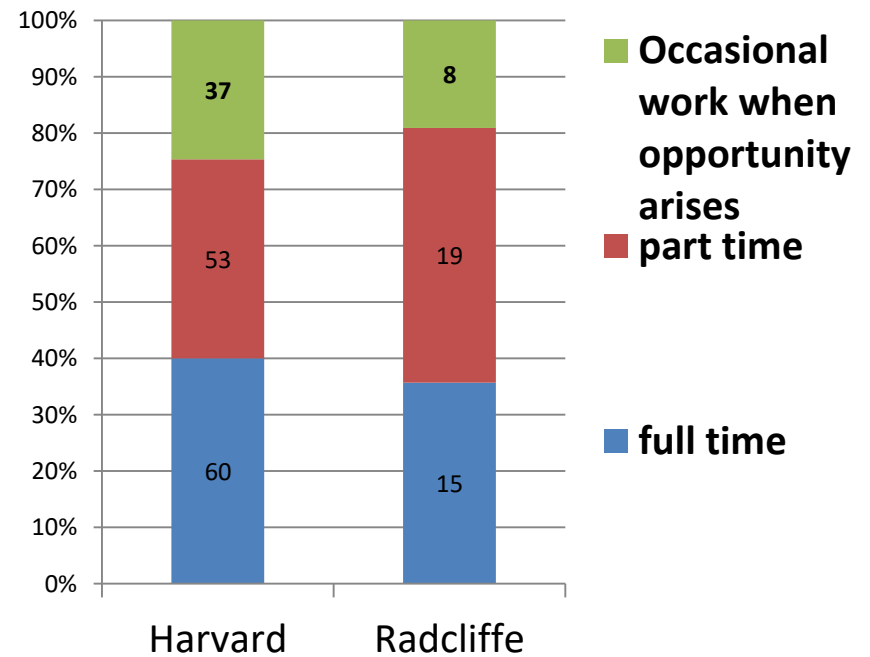
Many are still working but in different ways

- Almost 50% still working, but nearly 40% men and 50% women are part-time

Paid Hours worked per week



Type of Work



Most, 88%, have broadened life with volunteer work for 2 or more organizations

Harvard Top Volunteering Purposes

- Civic organizations
- Religious Groups
- Political groups
- Teaching
- Arts orgs/ music
- Nature/ environment

Radcliffe Top Volunteering Purposes

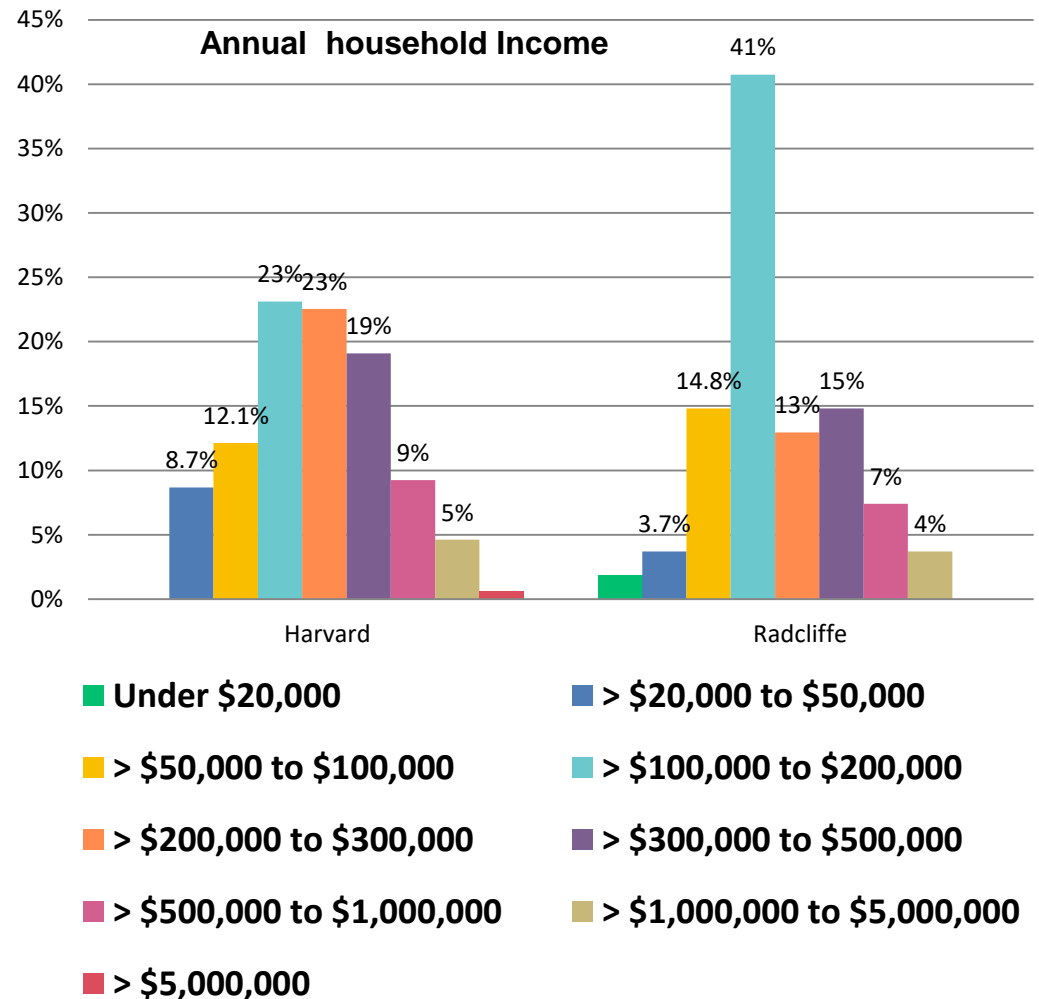
- Political organizations
- Civic organizations
- Teaching
- Arts, Literacy
- Religious groups
- Nature, voter reg

- Over half (56%) have been taking courses to enrich their lives
- > 80% spend time in other activities e.g. blogs, gardening



65% Harvard & 69% Radcliffe have annual income \$100K- \$500K

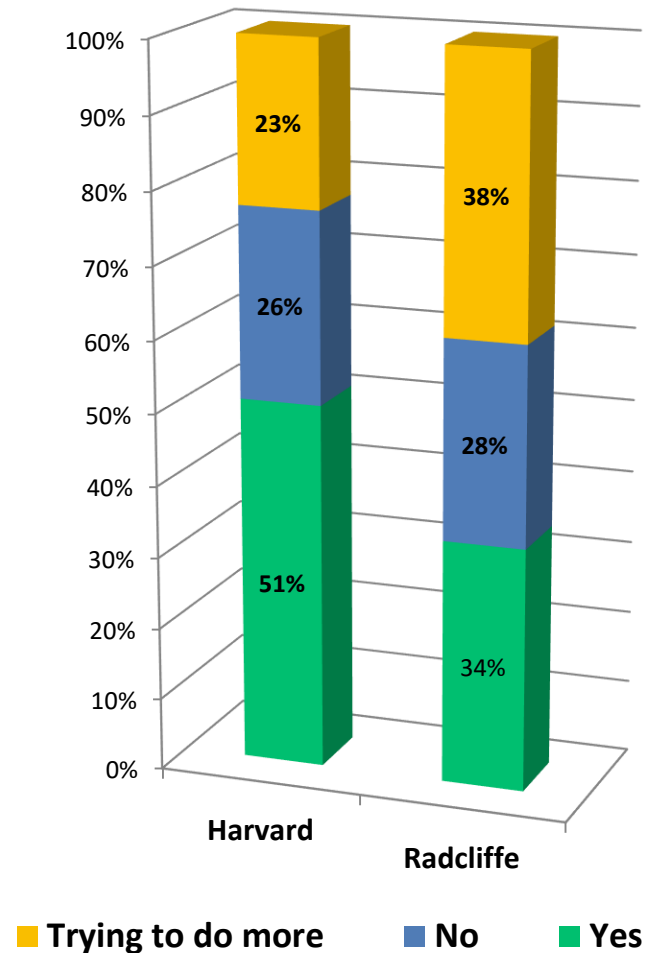
- Harvard income - normal distribution; Radcliffe's is more irregular
- Both budget in similar manner, but more Radcliffe use savings to cover lifestyle/needs
- 68% of Harvard 51% Radcliffe feel they'd be comfortable until death



The class is exercising more than they were five years ago

- More Harvard exercise more regularly than Radcliffe but less keen on working with a personal trainer

Enough Exercise per Week



The class shows a growing commitment to aerobic and anaerobic exercise



Walking 88%
Swimming 20%

Strength Building 72%

Cycling 31%

At 45th: Walking 70%; Strength Building 48%; Cycling 37%; Swimming 22%

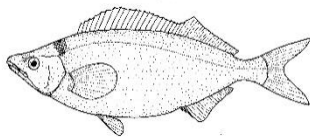


The Class, especially Radcliffe members, are adopting a healthier diet

Class eating patterns changes from the 45th



65% eat same & 20% eat more



43% eating more fish



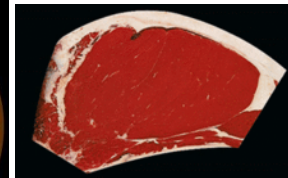
42% eat more vegetables



37% eat more fruit



28% eat less gluten



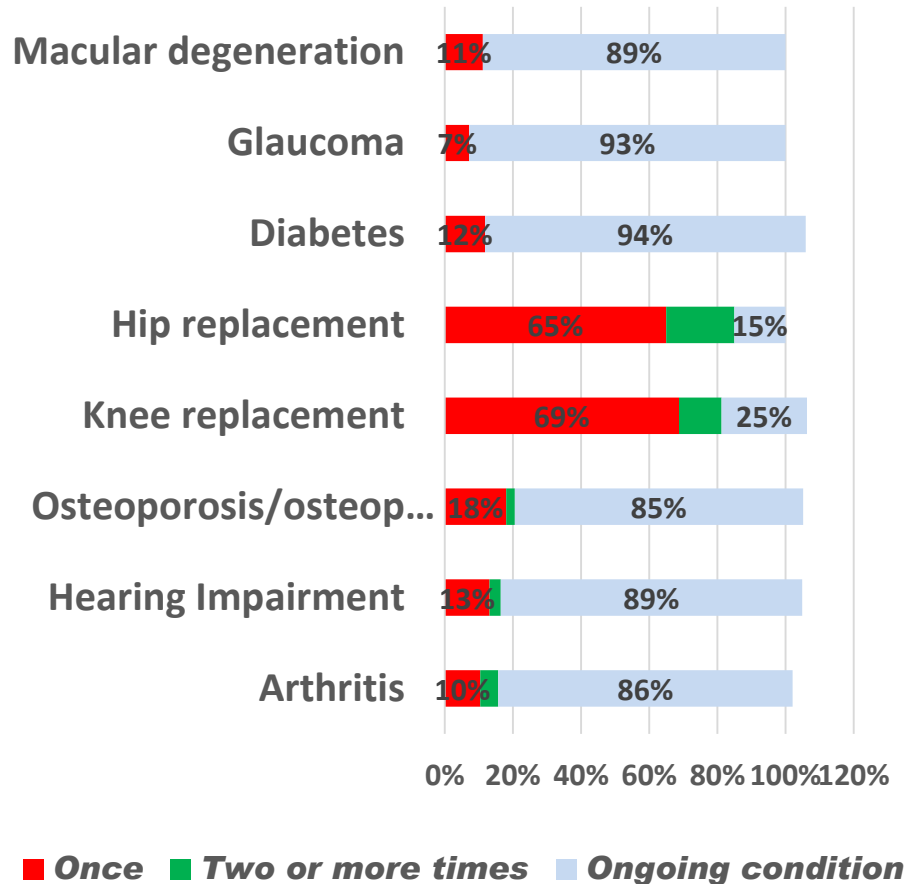
46% eat less meat

Main reasons other than health for reduced meat consumption: damage to the environment and distaste for harming a living creature



Many have experienced aging challenges

Aging Conditions



- More women than men had knee and hip replacements; have arthritis & macular degeneration
- Three times as many women as men have osteoporosis



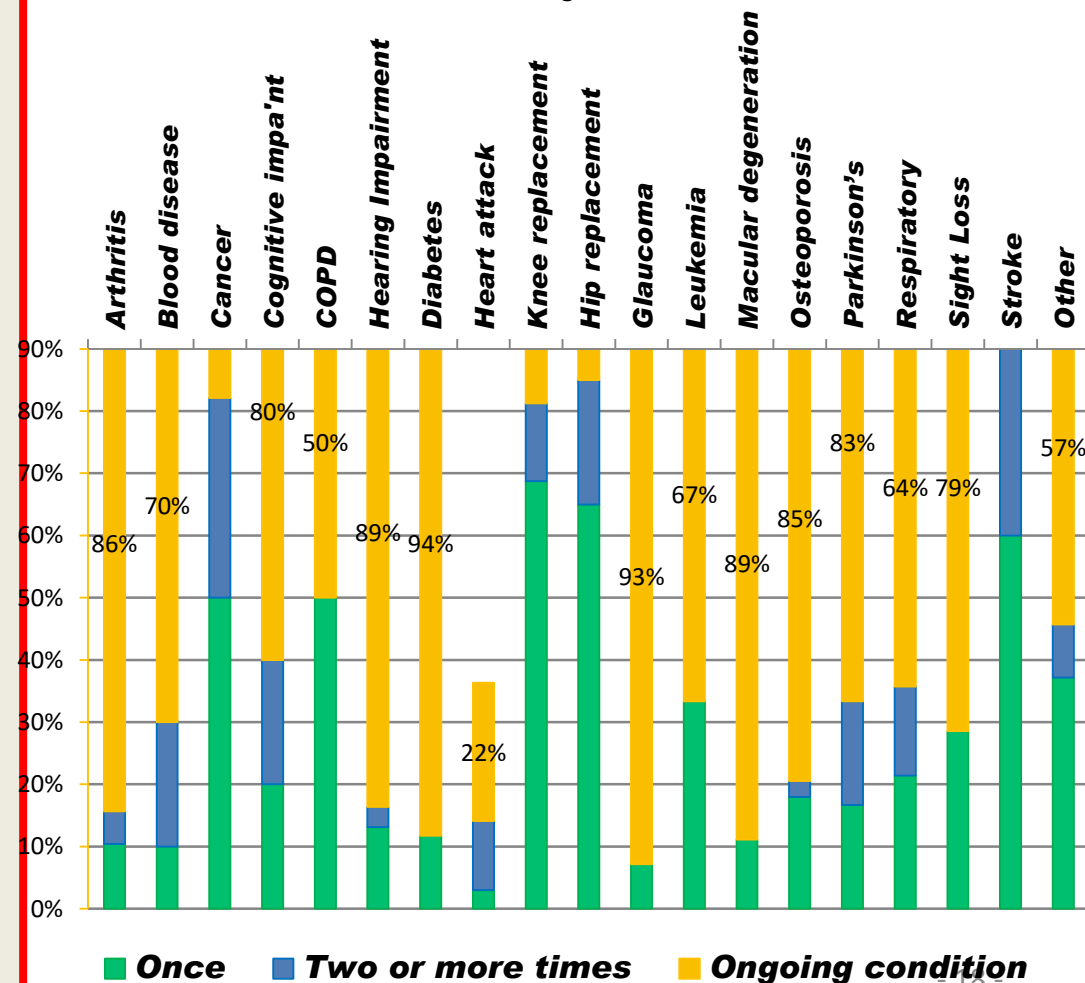
NB Only 211 answered medical questions

...and some have had major illnesses

- No one identified with multiple sclerosis, motor neuron disease or Lou Gehrig's disease (ALS)
- Leukaemia has occurred to 2 Harvard classmates and Parkinson's to 6
- More Radcliffe than Harvard suffer from COPD.* One Radcliffe member has diabetes compared to 16 Harvard
- Cancer and strokes have afflicted many

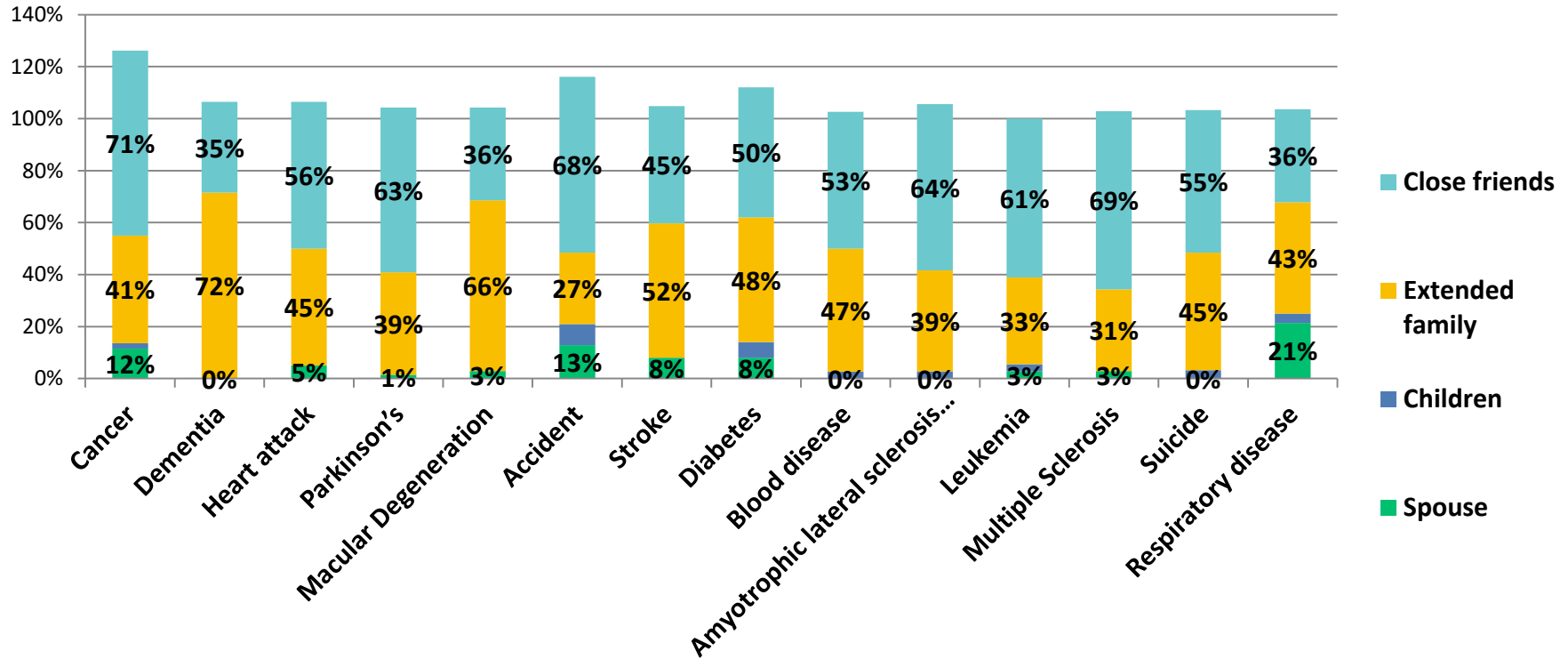
*Chronic Obstructive Pulmonary Disease

Extent of Major Illnesses



Medical issues have also touched close friends and family

Family and Friends' Diseases



Main Diseases Affecting Close Ones

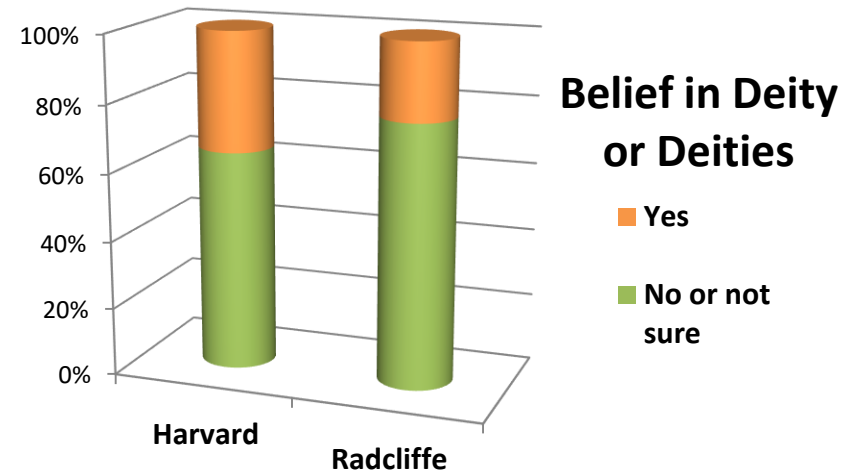
- **Spouses:** respiratory disease, accidents, cancer, diabetes,
- **Children:** accidents, diabetes, respiratory disease
- **Extended family:** dementia, macular degeneration, stroke
- **Close friends:** cancer, accidents, ALS, Leukaemia, Parkinson's



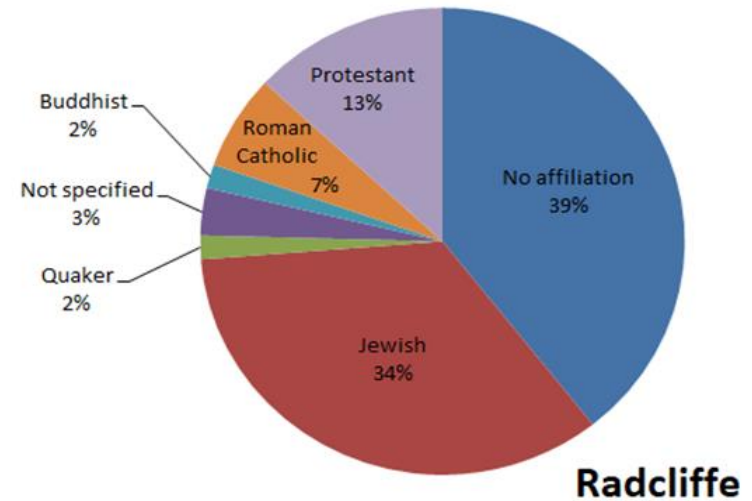
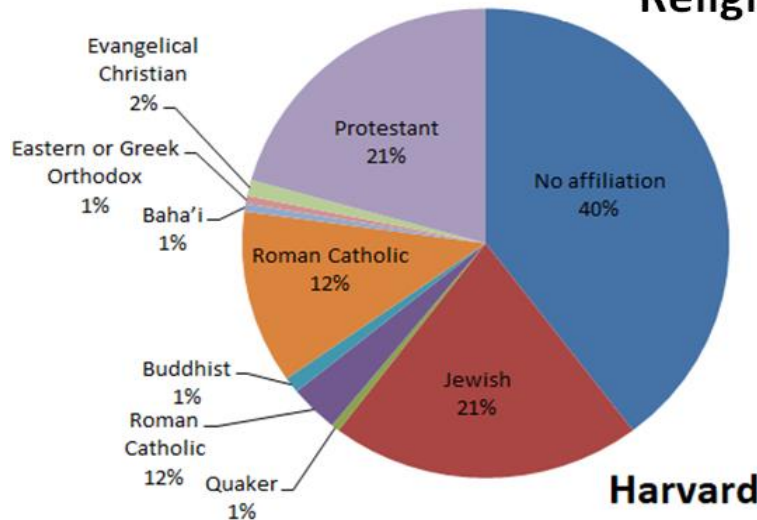
Religious beliefs are barely changed since

45th

- About same proportion from both have no religious affiliation
- Higher proportion of Harvard believe in a deity and have a wider range of affiliations

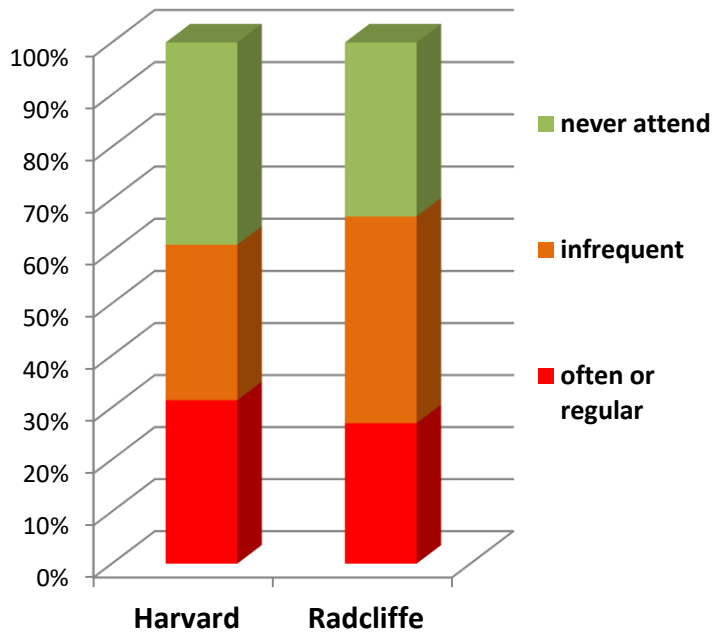


Religious Affiliation

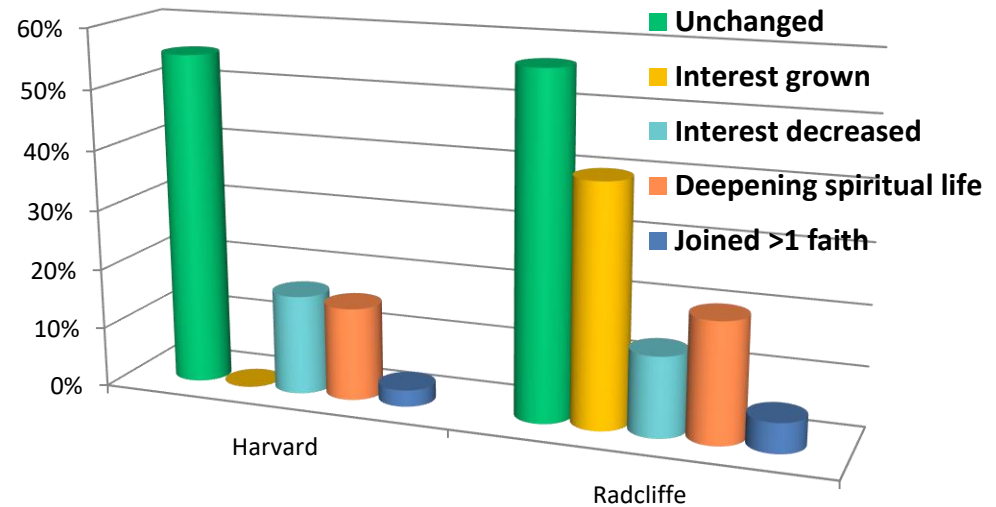


Religious practices have changed slightly

Annual participation in religious activities



Changes in Religious life since College

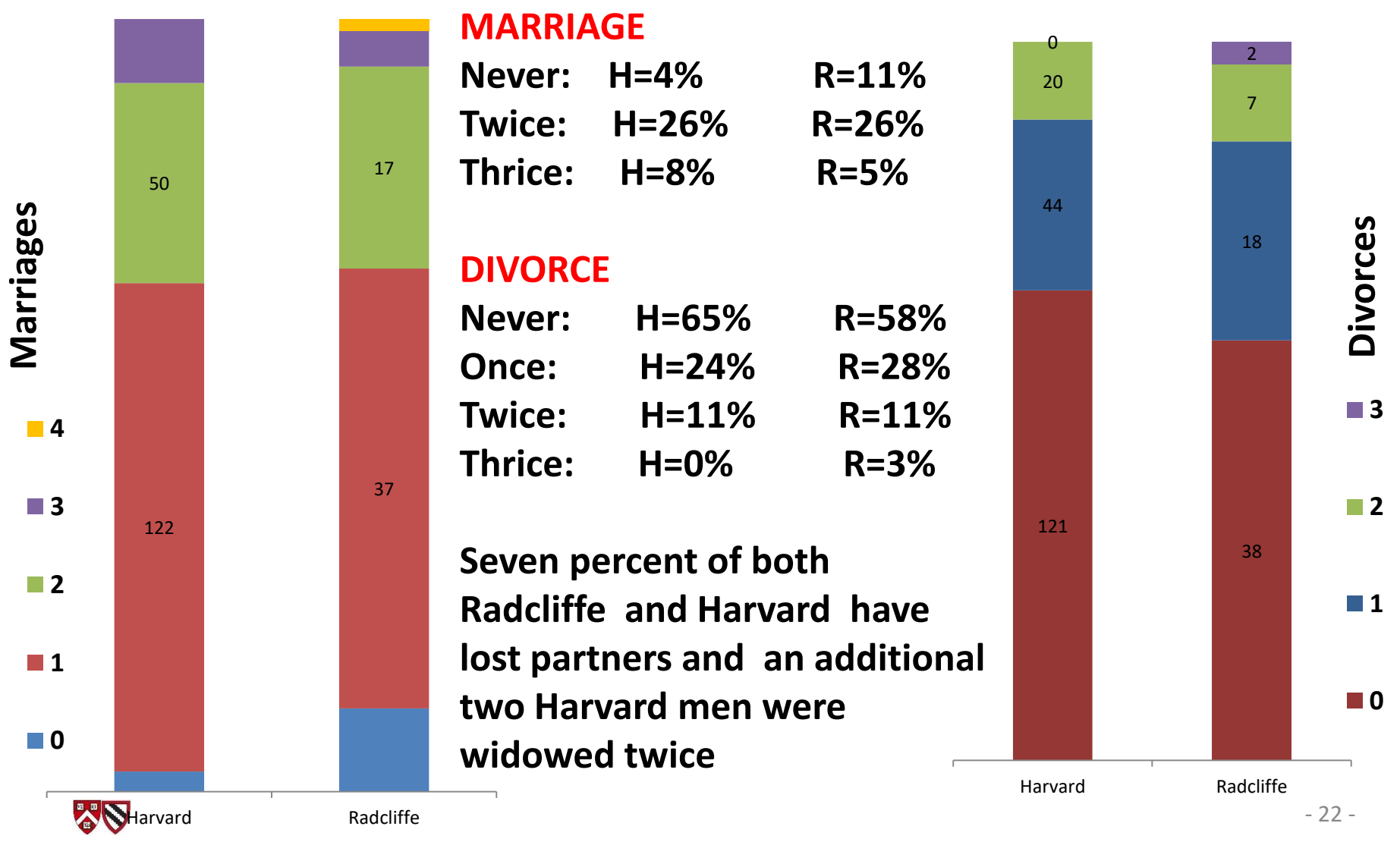


More of Radcliffe than Harvard have an increased interest in spiritual matters

Attendance at religious services is up from 5 years ago up, with 32% (vs 20%) of the class being regular attendees.

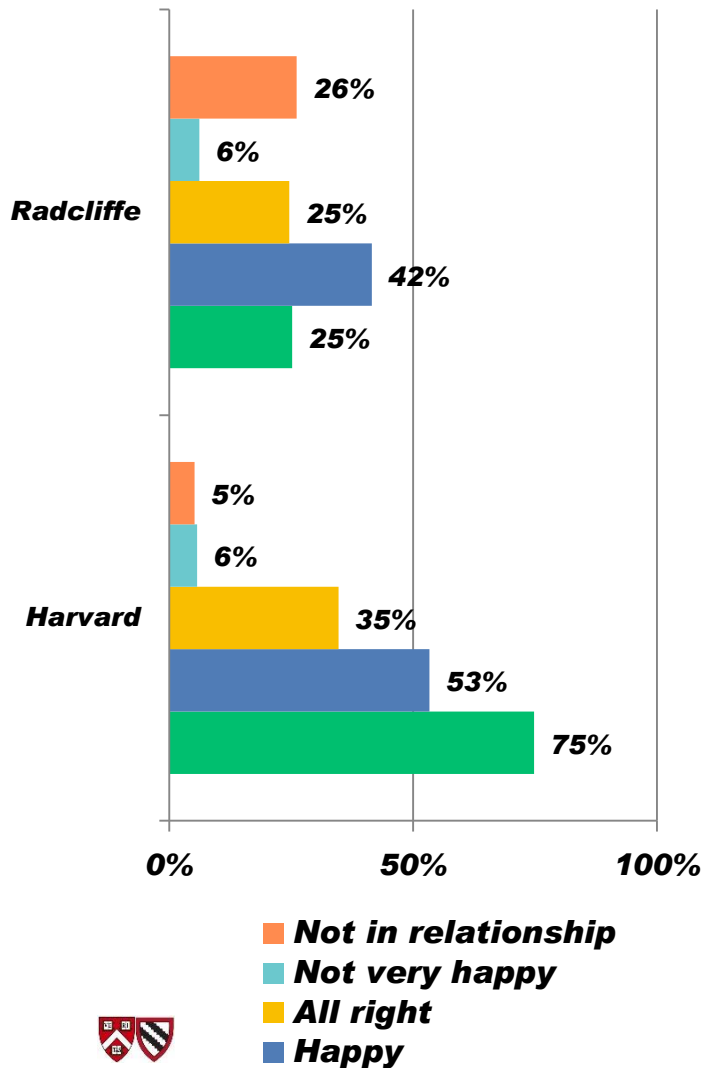


Most married, some more than once but our divorce rate below nation's 40%-50%



We and our relationships are more settled than five years ago

Relationship Status



Only 14% Harvard, 26% Radcliffe interested in new relationship

Overall

6% joined an internet dating site
6% asked friends to fix up a date
2% tried face to face dating site

Most families are of 1-2 children

Harvard	Percent
No children	21%
1-2 Children	56%
3-5 Children	23%
Adopted Children	10%
Step Children	15%

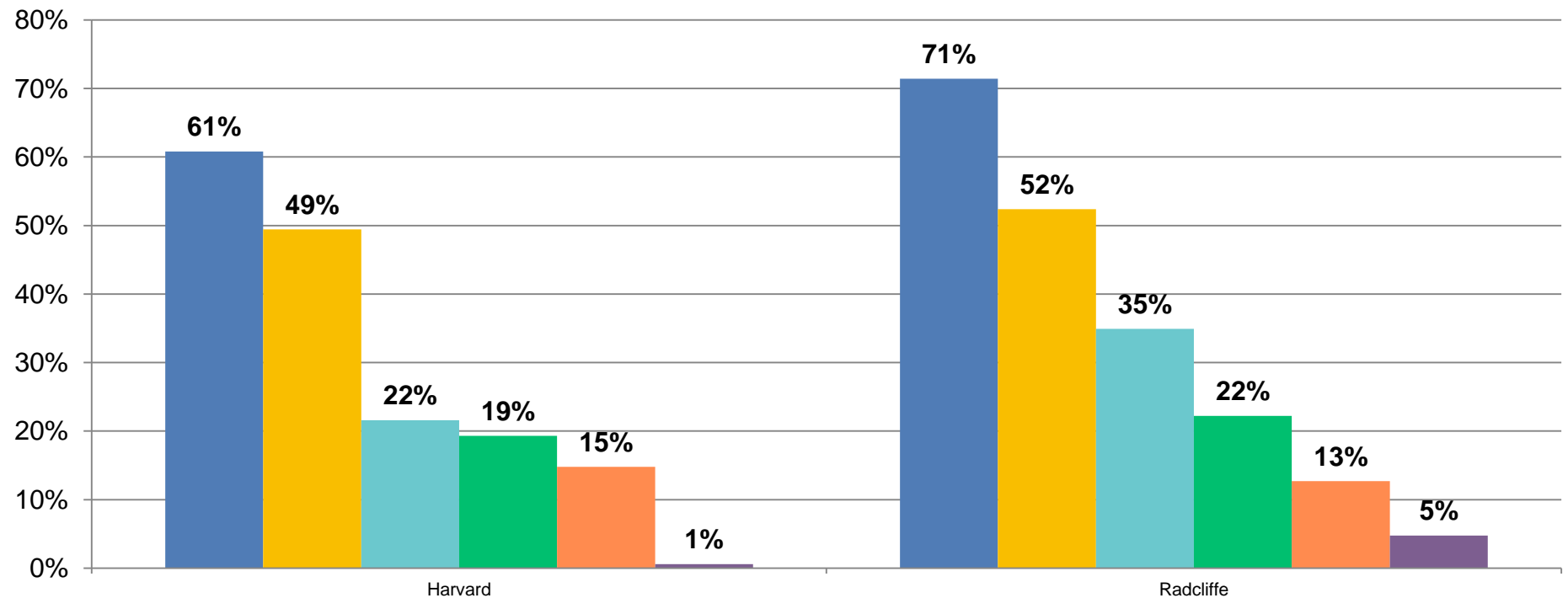
9% of both classes have 1 child at home and 3% Harvard has >2.

Radcliffe	Percent
No children	16%
1-2 Children	76%
3-5 Children	8%
Adopted Children	6%
Step Children	22%

18% had been single parents of which half for 5 years & half for up to 21 yrs.

With our families reduced, most are seeking to broaden their social circle

Being in touch with friends or family



- Stay in touch by calling /socializing more
- Have renewed acquaintances
- Attend lectures/ short courses in order to socialize
- See closest friends and family/ not many others
- Have become more solitary/ see few people
- Feel increasingly isolated and lonesome



We all seek to stay informed and some participate in political process

Keeping Informed

90% both HR keep informed on national news; 60% on European and rest of world; 55% on state news

• National office

–2 Harvard members ran for state office & 1 was elected

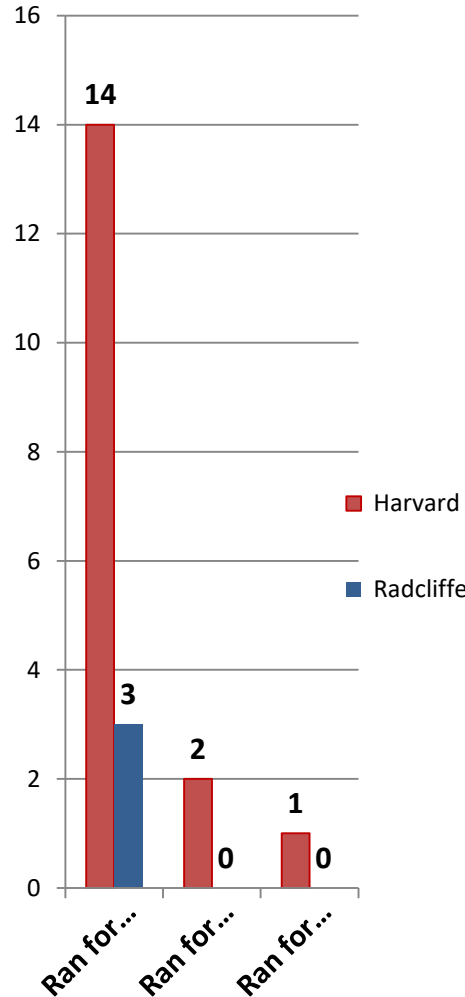
• Local level

–14 Harvard ran & 11 elected

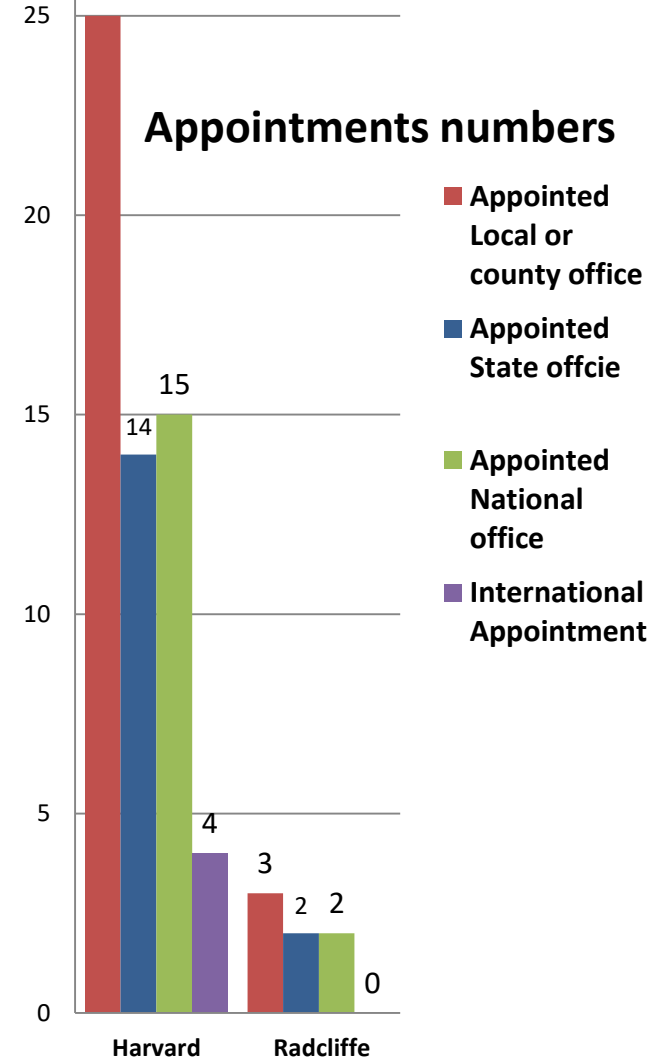
–3 Radcliffe ran and all were

Results here not representative of class; based only on survey respondents

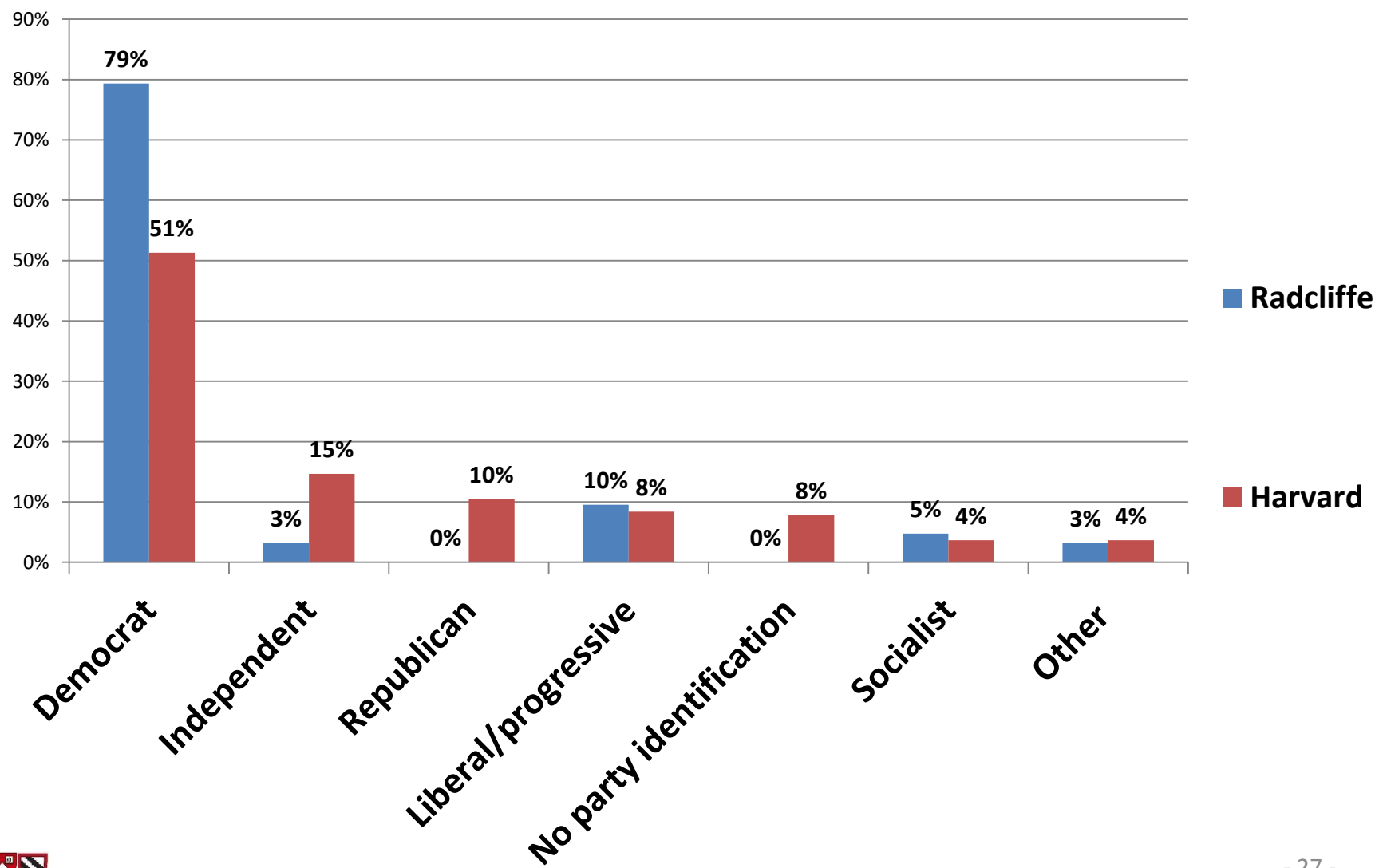
Ran for Office numbers



Appointments numbers



Radcliffe is more affiliated with progressive parties than Harvard



We feel the image of the US has changed for the worse

65% think US image **changed from defender of law-based society to destroyer of law**

77% think US **less able to rely on the good will of former close western allies**

74% think US is **less able to bring about peaceful end to strife in trouble spots**



Our views on some big issues show few surprises

We are not heavy users of social media

- 78% have never used Instagram
- 68% never use Twitter
- 38% don't use LinkedIn
- 30% don't use Facebook

We believe Immigration has been good for US (80%)

- Do not support the wall or family separation.
- Radcliffe views are about 20% stronger

Strongly support gun control (93%)

We strongly support environmental controls and follow through on a lesser degree e.g. public transport over car, changes to home heating



Some parting highlights

- We are grateful for what we have been given, are concerned for our country and seek to improve the world
- We are broadening our lives with creative pursuits, volunteering for non profit groups and disadvantaged
- Radcliffe had more challenges at Harvard and now tends to be more liberal and hold stronger opinions
- We work to stay healthy, broaden our talents and renew old friendships



Good omen for the future.....

**Over 40% of us
still groove**

